

NATIONAL UNIVERSITY OF LESOTHO

FACULTY OF AGRICULTURE

B.Sc. AGRICULTURE SUPPLEMENTARY EXAMINATION

CPS 2501 – BASIC FARM ENGINEERING

August 2023

MARKS: 80

TIME: 3 HOURS

INSTRUCTIONS: **Answer all questions.**

Number your answers correctly.

QUESTION 1

Draw an orthographic view of the object on the attached diagram 1. (*Please use a pencil and straight edge – ruler*). **(20)**

QUESTION 2

Draw an isometric view of the object on the attached diagram 2. (*Please use a pencil and straight edge – ruler*). **(20)**

QUESTION 3

Discuss the different type of loads that act on farm structures. **(20)**

QUESTION 4

In setting a house, the diagonal of each corner has to be 5m, how can you achieve this within the principles of the Pythagoras theorem. **(10)**

QUESTION 5

In presenting drawing of a house plan, what five (5) types of lines would you use and why? **(10)**

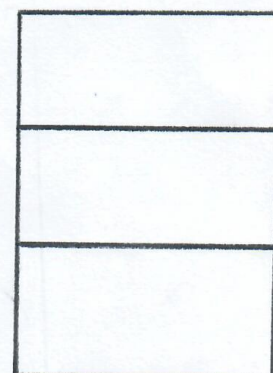
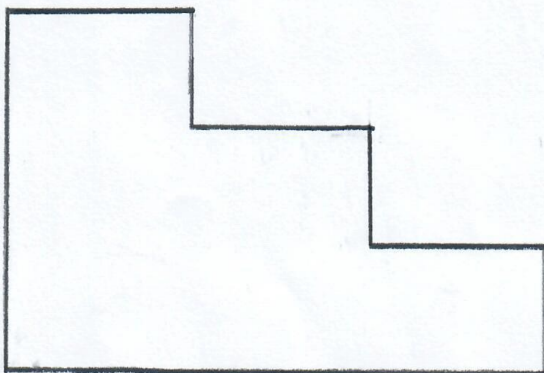
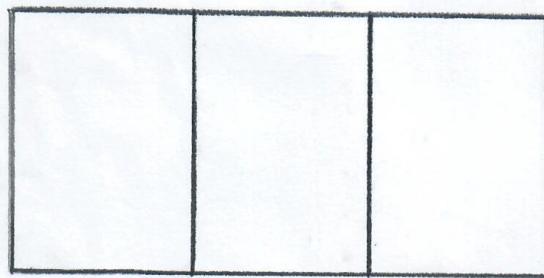
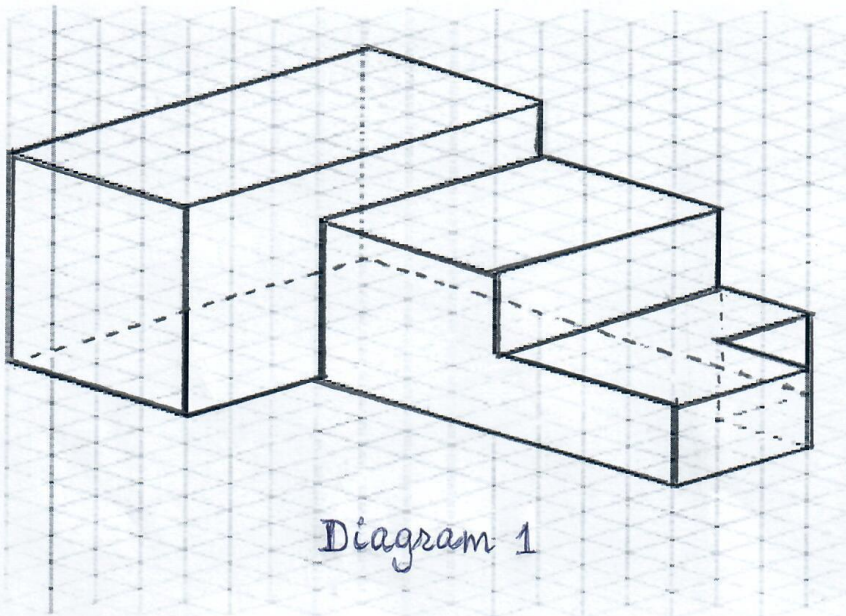


Diagram 2